

**ASHIANA MAINTENANCE SERVICES  
LIMITED  
F.Y. 2014-2015**

**INDEPENDENT AUDITOR'S REPORT**

**To the Members of M/s ASHIANA MAINTENANCE SERVICES LIMITED**

**Report on the Financial Statements**

We have audited the accompanying financial statements of M/s ASHIANA MAINTENANCE SERVICES LIMITED, which comprise the Balance Sheet as at March 31, 2015, the Statement of Profit and Loss, the Cash Flow Statement for the year then ended, and a summary of significant accounting policies and other explanatory information.

**Management's Responsibility for the Financial Statements**

The Company's Board of Directors is responsible for the matters stated in Section 134(5) of the Companies Act, 2013 ("the Act") with respect to the preparation of these financial statements that give a true and fair view of the financial position, financial performance and cash flows of the Company in accordance with the accounting principles generally accepted in India, including the Accounting Standards specified under Section 133 of the Act, read with Rule 7 of the Companies (Accounts) Rules, 2014. This responsibility also includes maintenance of adequate accounting records in accordance with the provisions of the Act for safeguarding of the assets of the Company and for preventing and detecting frauds and other irregularities; selection and application of appropriate accounting policies; making judgments and estimates that are reasonable and prudent; and design, implementation and maintenance of adequate internal financial controls, that were operating effectively for ensuring the accuracy and completeness of the accounting records, relevant to the preparation and presentation of the financial statements that give a true and fair view and are free from material misstatement, whether due to fraud or error.

**Auditor's Responsibility**

Our responsibility is to express an opinion on these financial statements based on our audit.

We have taken into account the provisions of the Act, the accounting and auditing standards and matters which are required to be included in the audit report under the provisions of the Act and the Rules made thereunder.

We conducted our audit in accordance with the Standards on Auditing specified under Section 143(10) of the Act. Those Standards require that we comply with ethical requirements and plan and perform the audit to obtain reasonable assurance about whether the financial statements are free from material misstatement.

An audit involves performing procedures to obtain audit evidence about the amounts and the disclosures in the financial statements. The procedures selected depend on the auditor's judgment, including the assessment of the risks of material misstatement of the financial statements, whether due to fraud or error. In making those risk assessments, the auditor considers internal financial control relevant to the Company's preparation of the financial statements that give a true and fair view in order to design audit procedures that are appropriate in the circumstances. An audit also includes evaluating the appropriateness of the accounting policies used and the reasonableness of the accounting estimates made by the Company's Directors, as well as evaluating the overall presentation of the financial statements.

We believe that the audit evidence we have obtained is sufficient and appropriate to provide a basis for our audit opinion on the financial statements.




## Opinion

In our opinion and to the best of our information and according to the explanations given to us, the aforesaid financial statements give the information required by the Act in the manner so required and give a true and fair view in conformity with the accounting principles generally accepted in India, of the state of affairs of the company as at 31<sup>st</sup> March, 2015, and its profit and its cash flows for the year ended on that date.

## Report on Other Legal and Regulatory Requirements

1. As required by the Companies (Auditor's Report) Order, 2015 issued by the Central Government of India in terms of sub-section (11) of section 143 of the Act, we give in the Annexure a statement on the matters specified in paragraphs 3 and 4 of the said Order.
2. As required by section 143(3) of the Act, we report that:
  - a) We have sought and obtained all the information and explanations which to the best of our knowledge and belief were necessary for the purposes of our audit;
  - b) in our opinion, proper books of account as required by law have been kept by the Company so far as it appears from our examination of those books;
  - c) the Balance Sheet, Statement of Profit and Loss and Cash Flow Statement dealt with by this Report are in agreement with the books of account;
  - d) in our opinion, the aforesaid financial Statement comply with the Accounting Standards notified under Section 133 of the Act, read with Rule 7 of the Companies (Accounts) Rules, 2014.
  - e) on the basis of written representations received from the directors as on March 31, 2015, and taken on record by the Board of Directors, none of the directors is disqualified as on March 31, 2015, from being appointed as a director in terms of sub-section (2) of section 164 of the Companies Act, 2013;
  - f) with respect to the adequacy of the internal financial controls over financial reporting of the Company and the operating effectiveness of such controls, refer to our separate Report in the Annexure.
  - g) with respect to the other matters to be included in the Auditor's Report in accordance with Rule 11 of the Companies (Audit and Auditors) Rules, 2014, in our opinion and to the best of our information and according to the explanations given to us:
    - a. The Company has, to the extent ascertainable, disclosed the impact of pending litigations on its financial position in its financial statements – Refer clause (2) of Note 27 to the financial statements;
    - b. The Company did not have any long-term contracts including derivative contracts for which there were any material foreseeable losses.
    - c. There were no amounts which were required to be transferred to the Investor Education and Protection Fund by the Company.

For **B.Chhawchharia & Co.**  
Chartered Accountants  
Firm Registration No 305123E

  
Abhishek Gupta  
Partner  
Membership No. 529082

Place: New Delhi  
Date: 25<sup>th</sup> May, 2015



ASHIANA MAINTENANCE SERVICES LIMITED

ANNEXURE TO THE INDEPENDENT AUDITORS' REPORT

Referred to in our Report of even date for the year ended 31<sup>st</sup> March, 2015

- 1) a) The company is maintaining proper records showing full particulars including quantitative details and situation of fixed assets.  
b) According to the information and explanation given to us, all the fixed assets have not been physically verified by the management during the year but there is a regular program of verification which, in our opinion, is reasonable having regard to the size of the Company and nature of its assets. As explained, no material discrepancies were noticed on such verification.
- 2) a) According to the information and explanations given to us, the management has physically verified the inventory during the year. In our opinion, the frequency of verification is reasonable.  
b) In our opinion, the procedures of physical verification of inventories followed by the management are reasonable and adequate in relation to the size of the company and the nature of its business.  
c) On the basis of our examination of the records of inventory, we are of the opinion that the company is maintaining proper records of inventory. The discrepancies noticed on verification between the physical stocks and the book records were not material.
- 3) The company has not granted any loans, secured or unsecured, to companies, or other parties covered in the register maintained under Section 189 of the Companies Act, 2013.
- 4) In our opinion and according to the information and explanations given to us, there are adequate internal control procedures commensurate with the size of the company and the nature of its business with regard to purchases of inventory and fixed assets and with regard to rendering of services. During the course of our audit, we have not observed any continuing failure to correct major weakness in internal controls.
- 5) In our opinion and according to the information and explanations given to us, the company has not accepted any deposits from the public.
- 6) The Central Government has not prescribed maintenance of cost records under Section (1) of Section 148 of the Companies Act, 2013 for any of the products of the Company.
- 7) a) According to the records of the company, generally the company is regular in depositing with appropriate authorities undisputed statutory dues including provident fund, investor education and protection fund, employees' state insurance, income tax, sales tax, wealth tax, service tax, custom duty, excise duty, cess and other material statutory dues, as applicable, and no such statutory dues were outstanding as at the last day of the financial year under review for a period of more than six months from the date they became payable.



- b) There are no dues of Income Tax, Sales Tax, Wealth Tax, Service Tax, Customs Duty, Excise Duty and Cess, as applicable, which have not been deposited on account of any dispute, *except the following*:

Name of the Statute	Amount (₹ in lacs)	Relating to the year	Forum where dispute pending
Income Tax Act, 1961	9.67	2011-2012	Commissioner of Income Tax
The Finance Act, 1994 – Service Tax	2.50	2009-2010 to 2011-2012	The Deputy Commissioner, Jaipur
The Finance Act, 1994 – Service Tax	4.42	2009-2010 to 2010-2011	The Commissioner (Appeals), Central Excise & Customs

- 8) The company does not have accumulated losses. The company has not incurred any cash loss during the financial year covered by our audit and in the immediately preceding financial year.
- 9) In our opinion and according to the information and explanations given to us, the company has not defaulted in repayment of dues to a financial institution, bank or debenture holder.
- 10) According to the information and explanations given to us, the company has not given any guarantee for loans taken by others from Banks or Financial Institutions as at the close of the year.
- 11) The company has not taken any Term Loan during the year under review.
- 12) According to the information and explanations given to us, no fraud on or by the company has been noticed or reported during the course of our audit.

For **B.Chhawchharia & Co.**  
Chartered Accountants  
Firm Registration No 305123E

*Gupta*

Abhishek Gupta  
Partner  
Membership No. 529082

Place: New Delhi  
Date: 25<sup>th</sup> May, 2015



**ASHIANA MAINTENANCE SERVICES LIMITED**  
**BALANCE SHEET AS AT 31ST MARCH, 2015**

Particulars	Notes	AS AT 31.03.2015	AS AT 31.03.2014
		₹	₹
<b><u>EQUITY AND LIABILITIES</u></b>			
<b><u>Shareholders' Funds</u></b>			
Share Capital	1	500,000	500,000
Reserves & Surplus	2	<u>10,610,503</u>	<u>11,220,736</u>
		11,110,503	11,720,736
<b><u>Non-current Liabilities</u></b>			
Other Long Term Liabilities	3	139,643,194	161,892,957
Long-Term Provisions	4	<u>6,431,134</u>	<u>3,809,444</u>
		146,074,328	165,702,401
<b><u>Current Liabilities</u></b>			
Short Term Borrowings	5	10,165,627	-
Trade Payables	6	4,385,492	6,453,276
Other Current Liabilities	7	30,149,678	53,674,339
Short-term Provisions	8	<u>22,266,165</u>	<u>16,379,300</u>
		66,966,962	76,506,915
		<u>224,151,793</u>	<u>253,930,052</u>
<b><u>ASSETS</u></b>			
<b><u>Non-current Assets</u></b>			
Fixed Assets :			
Tangible Assets	9	26,203,195	13,129,559
Intangible Assets		-	33,746
Capital Work in Progress		<u>363,548</u>	<u>5,049,800</u>
		26,566,743	18,213,105
Non-Current Investments	10	580,418	9,590,482
Deferred Tax Assets (Net)	11	<u>1,414,000</u>	<u>507,000</u>
		28,561,161	28,310,587
<b><u>Current Assets</u></b>			
Current Investments	12	15,500,000	98,972,469
Inventories	13	1,184,007	1,048,986
Trade Receivables	14	71,311,750	44,796,179
Cash & Cash Equivalents	15	90,109,945	63,884,455
Short-Term Loans & Advances	16	<u>17,484,930</u>	<u>10,917,376</u>
		195,590,632	225,619,465
		<u>224,151,793</u>	<u>253,930,052</u>
SIGNIFICANT ACCOUNTING POLICIES AND OTHER NOTES TO THE ACCOUNTS	27		

The Notes referred above form an integral part of the accounts.  
In terms of our report of even date attached herewith

For **B. CHHAWCHHARIA & CO.**  
Chartered Accountants  
Firm Registration No: 305123E

*Gupta*

Abhishek Gupta  
Partner  
Membership No: 529082  
Place: New Delhi  
Date: 25th May, 2015

*Vishal Gupta*  
Vishal Gupta  
(Whole Time Director)

*Ankur Gupta*  
Ankur Gupta  
(Whole Time Director)

*Varun Gupta*  
Varun Gupta  
(Whole Time Director)



**ASHIANA MAINTENANCE SERVICES LIMITED**  
**STATEMENT OF PROFIT & LOSS FOR THE YEAR ENDED 31ST MARCH, 2015**

PARTICULARS	NOTES	2014 - 2015	2013-2014
		₹	₹
<b>Income</b>			
Revenue from Operations	17	215,781,610	161,767,272
Income from Partnership	18	189,935	3,330,011
Other Income	19	27,548,200	13,204,831
		<u>243,519,745</u>	<u>178,302,114</u>
<b>Expenses</b>			
<u>Real Estate Support Operation Expenses</u>			
Project Maintenance Expenses	20	123,052,979	78,248,375
Cafe Expenses	21	4,809,587	3,581,402
Care Home Expenses	22	4,437,838	3,064,501
		<u>132,300,404</u>	<u>84,894,278</u>
Employee Benefit Expenses	23	52,953,546	43,257,081
Finance Costs	24	1,754,786	34,774
Other expenses	25	27,871,744	21,895,156
Depreciation & Amortization expenses		2,457,923	696,592
		<u>217,138,403</u>	<u>150,777,881</u>
<b>Profit before Tax</b>		26,381,342	27,524,233
<b>Tax Expenses :</b>	26		
i) Current Tax		5,294,787	7,850,108
ii) Deferred Tax		(796,000)	113,000
<b>Profit for the year</b>		<u>21,882,555</u>	<u>19,561,125</u>
<b>Earning Per Share</b>			
[On Shares of nominal value of ₹ 10/- each]			
Basic and Diluted		437.65	391.22

The Notes referred above form an integral part of the accounts.

In terms of our report of even date attached herewith

For **B. CHHAWCHHARIA & CO.**  
Chartered Accountants  
Firm Registration No: 305123E

*Gupta*

Abhishek Gupta  
Partner  
Membership No: 529082  
Place: New Delhi  
Date: 25th May, 2015

*Vishal Gupta*

Vishal Gupta  
(Whole Time Director)

*Ankur Gupta*

Ankur Gupta  
(Whole Time Director)

*Varun Gupta*

Varun Gupta  
(Whole Time Director)



NOTES TO THE ACCOUNTS

	AS AT 31.03.2015 ₹	AS AT 31.03.2014 ₹
<b>1 SHARE CAPITAL</b>		
Authorised : 50000 Equity shares of ₹ 10/- each	500,000 <u>500,000</u>	500,000 <u>500,000</u>
Issued, Subscribed and Paid up : 50000 Equity shares of ₹ 10/- each fully paid up in cash {Held by Ashiana Housing Limited, the holding company}	500,000 <u>500,000</u>	500,000 <u>500,000</u>
a) Details of shareholders holding more than 5% of the Equity Shares in the company		
	<b>As at 31.03.2015</b>	<b>As at 31.03.2014</b>
Name of Shareholder	Nos.	Nos.
Ashiana Housing Limited	50,000	50,000
	% holding	% holding
	100%	100%
b) Terms/ rights attached to equity shares; The company has only one class of equity share having a par value of ₹ 10 per share. Each holder of equity shares is entitled to one vote per share. The company declares and pays dividends in Indian rupees. The dividend proposed by the Board of Directors is subject to the shareholders in the ensuing Annual General Meeting. During the year ended 31 March 2015, the amount of per share dividend recognized as distributions to equity shareholders was ₹ 370/- (31 March 2014: ₹ 280/-). In the event of liquidation of the company, the holders of equity shares will be entitled to receive remaining assets of the company, after distribution of all preferential amounts. The distribution will be in proportion to the number of equity shares held by the shareholders.		
	<b>AS AT 31.03.2015 ₹</b>	<b>AS AT 31.03.2014 ₹</b>
<b>2 RESERVES &amp; SURPLUS</b>		
Capital Reserve	18,000 <u>18,000</u>	18,000 <u>18,000</u>
General Reserve		
As per last Account	9,600,000	7,600,000
Add : Amount transferred from/(to) surplus in Profit & Loss Account	<u>(1,000,000)</u>	<u>2,000,000</u>
	<u>8,600,000</u>	<u>9,600,000</u>
Surplus in the statement of Profit and Loss		
Balance as per last financial statements	1,602,736	539,104
Profit for the year	21,882,555	19,561,125
Less: Appropriations		
Proposed dividend	(18,500,000)	(14,000,000)
Tax on dividend	(3,766,165)	(2,497,493)
Transfer from/(to) General Reserve	1,000,000	(2,000,000)
Depreciation adjustment as per Companies Act, 2013 (Net of Deferred Tax ₹ 1,11,000/- there on)	<u>(226,623)</u>	<u>-</u>
Net Surplus in the statement of Profit and Loss	<u>1,992,503</u> <u>10,610,503</u>	<u>1,602,736</u> <u>11,220,736</u>
<b>3 OTHER LONG TERM LIABILITIES</b>		
Deposit from customers	105,353,185	139,417,636
Water Supply Infrastructure Fund	<u>34,290,009</u>	<u>22,475,321</u>
	<u>139,643,194</u>	<u>161,892,957</u>
<b>4 LONG TERM PROVISIONS</b>		
For Gratuity	6,431,134 <u>6,431,134</u>	3,809,444 <u>3,809,444</u>
<b>5 SHORT-TERM BORROWINGS</b>		
From HDFC Bank Limited- Secured		
Overdraft Facilities:	10,165,627	-
- Secured by pledge of certain fixed deposits of the company	<u>10,165,627</u>	<u>-</u>
<b>6 TRADE PAYABLES</b>		
Sundry Creditors	4,385,492 <u>4,385,492</u>	6,453,276 <u>6,453,276</u>
<b>7 OTHER CURRENT LIABILITIES</b>		
Advance from customers	1,103,227	33,289,800
Deposit from customers	4,350,000	2,950,000
Maintenance Fund	9,913,515	7,793,672
Other liabilities	<u>14,782,936</u>	<u>9,640,867</u>
	<u>30,149,678</u>	<u>53,674,339</u>
<b>8 SHORT TERM PROVISIONS</b>		
For Proposed Dividend	18,500,000	14,000,000
For Tax on Dividend	<u>3,766,165</u>	<u>2,379,300</u>
	<u>22,266,165</u>	<u>16,379,300</u>





**NOTES TO THE ACCOUNTS**

**9 FIXED ASSETS**

PARTICULARS	GROSS BLOCK		DEPRECIATION / AMORTIZATION		NET BLOCK			
	As at 01.04.2014 (₹)	Additions/ (Deductions) (₹)	As at 31.03.2015 (₹)	Up to 31.03.2014 (₹)	For the Year/ (Adjustments) (₹)	Up to 31.03.2015 (₹)	As at 31.03.2015 (₹)	As at 31.03.2014 (₹)
<b>TANGIBLE ASSETS</b>								
BUILDING	6,200,000	10,683,391	16,883,391	202,120	158,393	360,513	16,522,878	5,997,880
PLANT & MACHINERY	31,570	-	31,570	1,002	2,174	3,176	28,396	30,570
OFFICE EQUIPMENT	2,882,142	585,763 [2,600]	3,465,305	250,742	1,257,174 [2,600]	1,505,316	1,959,989	2,631,400
COMPUTER - HARDWARE	1,459,911	679,534	2,139,445	686,535	732,920	1,419,455	719,990	773,376
FURNITURE & FIXTURE	3,385,246	1,507,359 [98,159]	4,834,446	335,533	437,515 [13,423]	759,625	4,074,821	3,049,713
ELECTRICAL INSTALLATION	683,914	2,424,125	3,108,039	38,714	173,624	212,338	2,895,701	645,200
VEHICLE	33,998	-	33,998	32,578	-	32,578	1,420	1,420
<b>TOTAL</b>	<b>14,676,781</b>	<b>15,880,172</b> <b>[60,759]</b>	<b>30,496,194</b>	<b>1,547,224</b>	<b>2,761,800</b> <b>[16,023]</b>	<b>4,293,001</b>	<b>26,203,195</b>	<b>13,129,559</b>
<b>INTANGIBLE ASSETS</b>								
COMPUTER - SOFTWARE	125,593	-	125,593	91,847	33,746	125,593	-	33,746
<b>TOTAL</b>	<b>125,593</b>	<b>-</b>	<b>125,593</b>	<b>91,847</b>	<b>33,746</b>	<b>125,593</b>	<b>-</b>	<b>33,746</b>
<b>CAPITAL WORK IN PROGRESS</b>	<b>5,049,800</b>	<b>5,142,463</b> <b>[9,828,715]</b>	<b>363,548</b>	<b>-</b>	<b>-</b>	<b>-</b>	<b>363,548</b>	<b>5,049,800</b>
<b>GRAND TOTAL</b>	<b>19,852,174</b>	<b>21,022,635</b> <b>[9,889,474]</b>	<b>30,985,335</b>	<b>1,639,071</b>	<b>2,795,546</b> <b>[16,023]</b>	<b>4,418,594</b>	<b>26,566,743</b>	<b>-</b>
<b>PREVIOUS YEAR FIGURES</b>	<b>14,062,513</b>	<b>5,789,661</b>	<b>19,852,174</b>	<b>942,479</b>	<b>696,592</b>	<b>1,639,071</b>	<b>-</b>	<b>18,213,103</b>

★ Includes Rs. 3,37,623/- adjusted with Retained Earnings. [Note 2]



NOTES TO THE ACCOUNTS

	AS AT 31.03.2015 ₹	AS AT 31.03.2014 ₹
<b>10 NON - CURRENT INVESTMENTS</b>		
<b>Trade</b>		
1. In Immovable Properties:		
21 nos single room flats in RangolHI at Bhiwadi*	-	4,200,000
2. + In Capital of Partnership Firm		
Ashiana Amar Developers	540,418	5,350,482
+ Required Particulars of Partnership firm is given below		
<b>Others</b>		
<b>Unquoted</b>		
In Government Securities		
National Saving Certificate (Pledged)	40,000	40,000
	580,418	9,590,482

\* Transferred to Fixed Assets

+ The particulars of partnership firm on the basis of audited Balance Sheet as at 31.03.2015, is given below :-

a) Ashiana Amar Developers

Name of Partners	Share	Capital (₹)
Ashiana Housing Ltd.	95%	6,596,597
Ashiana Maintenance Services Ltd.	5%	540,418

**11 DEFERRED TAX - NET**

Deferred Tax Assets on		
Employee Benefits	2,126,000	1,236,000
Fiscal Allowance of provisions	-	71,000
Less : Deferred Tax Liability on Fiscal allowance of fixed assets	712,000	800,000
	1,414,000	507,000

	Face Value ₹	No. of Units	AS AT 31.03.2015 ₹	No. of Units	AS AT 31.03.2014 ₹
<b>12 CURRENT INVESTMENTS</b>					
<b>In Mutual Funds (unquoted)</b>					
Dsp blackrock Income Opportunity Fund-AP-Growth	10	-	-	969,655.634	17,490,620
HDFC Mid- Cap Opportunities-Growth	10	-	-	230,508.390	3,499,700
HDFC Top 200 Fund- Growth Option	10	-	-	21,315.000	4,386,900
HDFC Top 200 Fund- Growth Option	10	-	-	28,740.920	5,938,813
Kotak Floter Short Term Fund	10	-	-	9,162.047	18,009,227
Morgan Stanley Short Term Bond Fund	10	-	-	22,126.320	226,223
Morgan Stanley Multi Assets Fund-GD	10	-	-	784,846.800	7,867,763
Morgan Stanley Multi Assets Plan A-G	10	-	-	329,939.670	3,500,000
IDFC Money Manager Investment Reg-Monthly Dividend	10	-	-	193,362.240	1,975,551
UTI Liquid Fund Cash Plan	1000	-	-	6,847.566	14,000,000
Sbi Magnum Income Regular- Growth	10	-	-	327,553.113	10,000,000
Birla Sun Life Short-term Opportunity Fund-Regular Growth	10	236,856.820	5,000,000	-	-
Franklin India Income Opportunities Fund- Growth	10	337,363.700	5,000,000	-	-
Franklin India short Term Income Plan -AP Growth	1000	2,084.650	5,500,000	-	-
Sbi Dynamic Bond Fund- Reg Growth	10	-	-	857,270.310	12,296,000
			15,500,000	98,190,797	218,328
Less: Provision for Diminution in value of Investments			15,500,000	98,972,469	-
Aggregate value of Unquoted Investments			15,500,000	99,190,797	98,972,469
Repurchase Price of units of mutual funds			16,850,184	108,175,044	-
			AS AT 31.03.2015 ₹	AS AT 31.03.2014 ₹	
<b>13 INVENTORIES</b>					
(As taken, valued and certified by the Management)					
Maintenance Materials			1,144,424	998,049	
Food & Consumables			39,583	50,937	
			1,184,007	1,048,986	
<b>14 TRADE RECEIVABLES</b>					
(Unsecured, considered good)					
Due for more than six months			23,263,440	22,599,501	
Other Debts			48,048,310	22,196,678	
			71,311,750	44,796,179	
Includes due from related parties			755,801	195,478	




## NOTES TO THE ACCOUNTS

	AS AT 31.03.2015 ₹	AS AT 31.03.2014 ₹
<b>15 CASH AND CASH EQUIVALENTS</b>		
Cash-in-hand	525,173	420,492
Balances with Scheduled Banks :		
In Current Account	18,647,168	14,571,316
In Fixed Deposit *	70,937,604	54,892,647
	<u>90,109,945</u>	<u>69,884,455</u>
* Pledged	18,807,334	21,479,394
* Earmarked for Water Supply Infrastructure Fund	36,000,000	23,069,052
* Maturing after 12 months from close of the year	780,180	12,383,356
<b>16 SHORT TERM LOANS AND ADVANCES</b> (Unsecured, considered good)		
Advances recoverable in cash or in kind or for value to be received	12,551,004	9,584,446
Deposits*	1,144,609	1,266,609
Taxation advances and refundables (Net of Provisions)	3,789,317	86,321
	<u>17,484,930</u>	<u>10,917,376</u>
*Includes due from related parties	60,000	60,000
	<u>2014-2015</u> ₹	<u>2013-2014</u> ₹
<b>17 REVENUE FROM OPERATIONS</b>		
<u>Real Estate Support Operations:</u>		
(i) Project Maintenance Charges		
- General Maintenance Charges	152,419,659	116,370,625
- Capital Maintenance Charges (Net)	13,520,268	10,344,244
- Amortisation of Management Deposit	4,748,246	3,419,918
(ii) Commission from Realty Services	25,641,840	18,373,929
(iii) Café Sales	6,697,178	5,006,801
(iv) Care Home Income	12,754,419	8,251,755
	<u>215,781,610</u>	<u>161,787,272</u>
<b>18 INCOME FROM PARTNERSHIP</b>		
Share of profit from Partnership Firm	189,935	3,330,011
	<u>189,935</u>	<u>3,330,011</u>
<b>19 OTHER INCOME</b>		
Interest		
- On Fixed Deposit*	3,316,689	3,738,068
- From others	2,965,410	4,734,492
Rent	1,452,802	471,284
Dividend	27,176	343,801
Profit on sale of investments	16,612,194	2,057,015
Miscellaneous Receipts	2,434,107	1,710,521
Liabilities written back	517,357	15,889
Items relating to Previous Year	-	133,761
Profit on sale of Fixed Assets	4,137	-
Provision for Diminution in Value of Investment written back	218,328	-
	<u>27,548,200</u>	<u>13,204,831</u>
* Net of transfer to water supply infrastructure fund	187,938	-
<b>20 PROJECT MAINTENANCE EXPENSES</b>		
Consumption of Maintenance Materials (Indigenous)	13,598,385	7,351,252
Work Charges	52,398,550	30,922,166
Power & Fuel (net)	7,798,328	4,014,675
Repairs and Maintenance	18,591,521	12,455,985
Security charges	25,177,306	19,653,109
Other Maintenance Expenses	5,488,889	3,851,188
	<u>123,052,979</u>	<u>78,248,375</u>
<b>21 CAFE EXPENSES</b>		
Consumables (Indigenous)	2,731,160	2,118,045
Work Charges	1,140,645	587,793
Power & Fuel	937,782	875,564
	<u>4,809,587</u>	<u>3,581,402</u>



NOTES TO THE ACCOUNTS

	2014 - 2015	2013 - 2014
	₹	₹
<b>22 CARE HOME EXPENSES</b>		
Consumption of Maintenance Materials (Indigenous)	105,947	173,681
Work Charges	2,587,698	1,583,996
Power & Fuel (net)	846,409	600,138
Rent	687,000	480,000
Other Maintenance Expenses	210,784	226,686
	<u>4,437,838</u>	<u>3,064,501</u>
<b>23 EMPLOYEE BENEFITS EXPENSES</b>		
Salary and Allowances	47,923,998	39,225,667
Contribution to Provident & Other Funds	1,871,645	1,430,341
Staff Welfare	3,157,903	2,601,073
	<u>52,953,546</u>	<u>43,257,081</u>
<b>24 FINANCE COST</b>		
Interest		
To Others	1,754,786	34,774
	<u>1,754,786</u>	<u>34,774</u>
<b>25 OTHER EXPENSES</b>		
Rates and Taxes	361,280	249,765
Rent	601,195	724,302
Insurance	301,541	213,276
Public Relation and Communication	5,868,469	2,439,531
Printing and Stationery	2,059,876	2,440,927
Repairs and Maintenance :		
To Building	146,545	1,555,603
To Others	3,631,644	3,209,514
Travelling & Conveyance	4,195,933	3,276,376
Legal & Professional Expenses	1,987,259	1,117,758
Telephone, Telex & Fax	1,253,780	1,384,314
Directors' Fees	19,000	13,000
Auditors' Remuneration :		
For Statutory Audit	250,000	250,000
For Internal Audit	345,046	373,175
For Tax Audit	50,000	50,000
For Other Services	50,226	35,228
Irrecoverable Balances Written off	3,447	138,896
Miscellaneous expenses	6,521,874	4,408,384
Fixed Assets Written off	25,229	-
Provision for Diminution in value of Investments	-	15,307
	<u>27,671,744</u>	<u>21,895,156</u>
<b>26 TAX EXPENSES</b>		
<u>Current Tax</u>		
Income Tax	5,220,000	7,720,000
Tax Adjustments	74,787	130,108
	<u>5,294,787</u>	<u>7,850,108</u>
<u>Deferred Tax</u>		
Deferred Tax	(796,000)	113,000
	<u>4,498,787</u>	<u>7,963,108</u>



## NOTES TO THE ACCOUNTS

### 27 SIGNIFICANT ACCOUNTING POLICIES AND OTHER NOTES TO THE ACCOUNTS

#### 1) SIGNIFICANT ACCOUNTING POLICIES

##### a) BASIS OF ACCOUNTING :

The Financial Statements are prepared on accrual basis under historical cost convention in accordance with the generally accepted accounting principles in India, the Accounting Standards prescribed in the Companies (Accounting Standard) Rules, 2006 and the provisions of the Companies Act, 2013.

All assets and liabilities have been classified as current or non-current, wherever applicable, as per the normal operating cycle of the company as set out in the Schedule III to the Companies Act, 2013.

##### b) USE OF ESTIMATES

The preparation of financial statements in conformity with generally accepted accounting principles requires estimates/ assumption to be made that effect the reported amount of assets and liabilities on the date of financial statements and the reported amount of revenues and expenses during the reporting period. Difference between actual results and estimates are recognised in the period in which the results are known/ materialised.

##### c) FIXED ASSETS :

i) Fixed assets are valued at cost less depreciation/amortization.

ii) Capital work-in-progress is valued at cost.

Cost includes purchase price and all other attributable cost of bringing the assets to working condition for intended use.

##### d) DEPRECIATION AND AMORTIZATION :

i) Depreciation on tangible fixed assets is provided on Straight Line Method (SLM) at the rates determined based on useful life of the asset as estimated by the management, or those prescribed under Schedule II to the Companies Act, 2013. The life considered for the major tangible fixed assets are as under :

Class of Fixed Assets	Useful Life
	(Years)
Buildings	60
Plant & Machinery	15
Furniture & Fixtures	10
Electrical Installations	10
Equipments and Facilities	5
Computer Hardwares	3
Vehicles	10

ii) Intangible assets are amortized over the period of useful life of the assets as estimated by the management.

##### e) INVESTMENTS :

i) Long term investments are carried at acquisition cost. Provision for diminution, if any, in the value of long term investments is made to recognise a decline, other than of a temporary nature.

ii) Investments intended to be held for less than one year are classified as current investments and are carried at lower of cost and market value.

##### f) INVENTORIES :

Maintenance Materials are valued at cost.

##### g) SALES, PROJECT MAINTENANCE FEE AND OTHER INCOME :

i) Project maintenance charges and other income are accounted for on accrual basis except where the receipt of income is uncertain.

ii) Sales, comprising of sale of food is recognised upon rendering of the services.

iii) Interest from customer is accounted for on receipt basis.

##### h) EMPLOYEE BENEFITS

i) Short term employee benefits:

All employee benefits payable within twelve months of rendering the service are classified as short term employee benefits. Such short term employee benefits are recognised at actual amounts due in the period in which the employee renders the related service.

ii) Post-employment benefits:

a) Defined Contribution Plans:

Payments made to defined contribution plans such as Provident Fund are charged as an expense as they fall due.

b) Defined Benefit Plans:

Provision for Gratuity is determined on the actuarial valuation carried out at the balance sheet date in accordance with the provisions of Accounting Standard 15. Actuarial gains and losses are recognised in the Statement of Profit & Loss.



**NOTES TO THE ACCOUNTS**

**l) TAXES ON INCOME :**

- i) Current Tax is determined as the amount of tax payable in respect of taxable income for the year.
- ii) Deferred Tax is recognised, subject to consideration of prudence, in respect of deferred tax Assets/Liabilities arising on timing differences, being the difference between taxable income and accounting income that originate in one period and are capable of reversal in one or more subsequent period. Deferred tax in respect of differential income due to accounting of sales on percentage completion basis, being not determinate, is not recognised.

**ii) EARNINGS PER SHARE**

The Basic earnings per share ("EPS") is computed by dividing the net profit or loss for the year attributable to equity shareholders by the weighted average number of equity shares outstanding during the year. For the purpose of calculating diluted earnings per share, the net profit or loss for the year attributable to equity shareholders and the weighted average number of equity shares outstanding during the year are adjusted for the effects of all dilutive potential equity shares.

**k) IMPAIRMENT OF ASSETS**

Impairment loss in the value of assets as specified in Accounting Standard - 28 is recognized whenever carrying value of such assets exceeds the market value or value in use, whichever is higher.

**l) PROVISIONS AND CONTINGENT LIABILITIES :**

A provision is recognised when the company has a present obligation as a result of past results and it is probable that an outflow of resources embodying economic benefits will be required to settle the obligation. Provisions are recognised at the best estimate of the expenditure required to settle the present obligation at the balance sheet date.

A disclosure for a contingent liability is made when there is a possible obligation or a present obligation that may, but probably will not, require an outflow of resources.

**2) Contingent Liability, not provided for, in respect of contested demand of:**

- a) Entry Tax ₹ 16.90 Lacs (₹ 9.35 Lacs)
- b) Service Tax ₹ 45.61 Lacs (₹ 6.92 Lacs)
- c) Income Tax ₹ 9.67 Lacs (₹ Nil).

- 3) a) In view of non confirmation/response from the suppliers regarding their status as SSI units, the amount due to Small Scale Industrial undertaking can not be ascertained.
- b) Due to non receipt of confirmation/response from the suppliers for compliance under the Micro, Small and Medium Enterprises Development Act, 2006, the company is unable to provide the information required under the said act.

**4) The disclosures required under Accounting Standard-15, Employees Benefits, notified in the companies (Accounting Standard) Rules, 2006 are given below:**

**Defined Contribution Plan**


Contribution to Defined Contribution Plan, recognised are charged off for the year are as under:

	(₹ in lacs)	
	<u>2014 - 2015</u>	<u>2013 - 2014</u>
Employer's Contribution to Provident Fund & ESI	18.72	14.30

**Defined Benefit Plan**

The present value of obligation is determined based on actuarial valuation using the Projected Unit Credit Method, which recognises each period of service as giving rise to additional unit of employee benefit entitlement and measures each unit separately build up the final obligation.

	Gratuity (Unfunded)	
a. Reconciliation of opening and closing balances of Defined Benefit obligation		
Defined Benefit obligation at beginning of the year	38.09	33.17
Current Service Cost	14.07	8.80
Interest Cost	3.47	2.72
Actuarial (gain)/loss	8.68	(5.76)
Benefits (paid)	-	(0.84)
Defined Benefit obligation at year end	64.31	38.09
b. Reconciliation of fair value of assets and obligations		
Present value of obligation as at 31st March, 2015	64.31	38.09
Amount recognised in Balance Sheet	64.31	38.09
c. Expenses recognized during the year		
Current Service Cost	14.07	8.80
Interest Cost	3.47	2.72
Actuarial (gain) / loss	8.68	(5.76)
Net Cost	26.22	5.76
d. Actuarial assumptions		
Mortality Table (L.I.C.)	2006-08	2006-08
Discount rate (per annum) compounded	7.80%	9.10%
Rate of escalation in salary (per annum)	5.00%	10.00%



**NOTES TO THE ACCOUNTS**

5) In accordance with Accounting Standard 17 "Segment Reporting" as prescribed under Companies (Accounting Standards) Rules, 2008, the company has determined its business segment as "Real Estate Support Operations". Since there are no other business segments in which the company operates, there are no other primary reportable segments. Therefore, the segment revenue, segment results, segment assets, segment liabilities, total cost incurred to acquire segment assets, depreciation charge are all as is reflected in the financial statements.

6) Related parties and transactions with them as specified in Accounting Standard 18 on "Related Parties Disclosure" issued by ICAI has been identified and given below.

- |  |   |
|--|---|
| a) Enterprises where control exists  | Ashiana Housing Limited (Holding Company)<br>Ashiana Amar Developers (Fellow Subsidiary)<br>Vista Housing (Fellow Subsidiary)                                       |
| b) Associates and Joint Ventures   | Nil   |
| c) Individual Owning an interest in the voting power of the company and their relatives                  | Nil   |
| d) Key Management Personnel and their Relatives  | Shri Varun Gupta, Whole Time Director<br>Smt. Sonal Mattoo, Independent Director<br>Shri Nabin Agarwal, Independent Direct<br>Smt. Hem Gupta, Relative of Directors |
| e) Enterprises over which any person referred to in (c) or (d) is able to exercise significant influence | Ashiana Greenwood Developers<br>Megha Colorizers<br>Ashiana Manglam Developers<br>Ashiana Manglam Builders<br>GD Enterprises private Limited                        |

(₹ in Lacs)

Nature of Transactions	Enterprises where control exists		Key Management Personnel and their Relatives		Enterprises over which any person referred to in(c) or (d) is able to exercise significant influence	
	2014-2015	2013-2014	2014-2015	2013-2014	2014-2015	2013-2014
<b>Income</b>						
Maintenance charges	123.32	100.56	-	-	4.81	26.72
Cafe Income	6.47	2.48	-	-	-	-
Commission	3.08	2.17	-	-	-	-
<b>Expenses</b>						
Rent	4.87	5.80	3.60	3.00	3.60	-
Hire charges paid	-	0.15	-	-	-	-
Establishment Charges	17.46	-	-	-	-	-
Remuneration	-	-	6.00	6.00	-	-
Sitting Fee	-	-	0.14	0.05	-	-
<b>Year End Receivable</b>						
Trade Receivable	5.56	-	-	-	0.03	1.75
Deposits	-	-	0.60	0.60	-	-
<b>Year End Payable</b>						
Deposits	-	2.95	0.92	1.28	0.96	0.36

f) Amount Written off in respect of above parties

Nil



**NOTES TO THE ACCOUNTS**

7) The Earning Per Share (EPS) has been calculated as specified in Accounting Standard - 20 on "Earning Per Share" and related disclosures are as below :

	<u>2014 - 2015</u>	<u>2013 - 2014</u>
a) amount used as numerator in calculating basic and diluted EPS :	₹	₹
Profit after tax (₹)	21,882,555	19,561,125
b) weighted average number of equity shares used as the denominator in calculating EPS (Nos) :		
Opening Balance	50,000	50,000
For Basic EPS	<u>50,000</u>	<u>50,000</u>

8) In terms of the provisions of the Companies Act, 2013, the management, based on technical evaluation has reassessed the useful life of the tangible fixed assets. Consequently, the depreciation for the year is higher by ₹ 19.18 Lacs.

9) On the basis of physical verification of assets, as specified in Accounting Standard - 28 and cash generating capacity of those assets, in the management perception, there is no impairment of such assets as appearing in the balance sheet as on 31.03.2015.

10) Unabsorbed MAT credit to be allowed in future years amounts to ₹ 0.86 Lacs/- ( ₹ Nil)

11) a) Previous year figures are rearranged/regrouped wherever considered necessary.  
b) Previous year figures above are given in brackets.

Signature to notes 1 to 27

In terms of our report of even date attached herewith

For B. CHHAWCHHARIA & CO.  
Chartered Accountants  
Firm Registration No: 305123E

*Gupta*

Abhishek Gupta  
Partner  
Membership No: 529082  
Place: New Delhi  
Date: 25th May, 2015

*Vishal Gupta*


Vishal Gupta  
(Whole Time Director)

*Arkur Gupta*

Arkur Gupta  
(Whole Time Director)

*Varun Gupta*

Varun Gupta  
(Whole Time Director)





**ASHIANA MAINTENANCE SERVICES LIMITED**

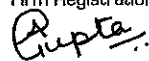
**CASH FLOW STATEMENT FOR THE YEAR ENDED 31ST MARCH, 2015**

	2014-2015	2013-2014
	₹	₹
<b>CASH FLOW FROM OPERATING ACTIVITIES :</b>		
Net Profit before tax and extraordinary items	26,381,342	27,524,233
Adjusted for :		
Depreciation	2,457,923	696,592
Interest Income (other than from customers)	(3,316,689)	(3,738,068)
Dividend Income	(27,176)	(343,801)
Income from Investments	(16,802,129)	(5,387,026)
Provision for Diminution in value of Investments/ (written back)	(218,328)	-
Interest Paid	1,754,786	34,774
Fixed Assets written off	25,229	-
Provision for Employee Benefits	2,621,690	491,771
Liabilities Written Back	(517,357)	(15,889)
(Profit) / Loss on sale of Fixed Assets	(4,137)	-
<b>OPERATING PROFIT BEFORE WORKING CAPITAL CHANGES</b>	<b>12,355,154</b>	<b>19,262,586</b>
Adjusted for :		
Trade and other receivables	(29,360,129)	(5,775,324)
Inventories	(135,021)	(309,597)
Trade Payables and other liabilities	(47,324,851)	26,243,999
<b>CASH GENERATED FROM OPERATIONS</b>	<b>(64,464,847)</b>	<b>39,421,664</b>
Direct Taxes paid / adjusted	(9,017,783)	(8,719,313)
Cash flow before extra ordinary items	(73,482,630)	30,702,351
Extra Ordinary items	-	-
<b>Net cash from Operating activities (A)</b>	<b>(73,482,630)</b>	<b>30,702,351</b>
<b>CASH FLOW FROM INVESTING ACTIVITIES :</b>		
Purchase of Fixed Assets	(11,193,920)	(5,789,662)
Sale of fixed Assets	23,644	-
Net change in Investments	109,502,990	(18,445,501)
Interest Income	3,316,689	3,738,068
Dividend Income	27,176	343,801
<b>Net Cash from investing activities (B)</b>	<b>101,676,579</b>	<b>(20,153,294)</b>
<b>CASH FLOW FROM FINANCING ACTIVITIES :</b>		
Proceeds from long term and other borrowings	10,165,627	-
Interest Paid	(1,754,786)	(34,774)
Dividend paid	(16,379,300)	(17,551,568)
<b>Net Cash from Financing activities (C)</b>	<b>(7,968,459)</b>	<b>(17,586,342)</b>
<b>NET INCREASE IN CASH AND CASH EQUIVALENTS (A+ B+ C)</b>	<b>20,225,490</b>	<b>(7,037,285)</b>
<b>CASH AND CASH EQUIVALENTS AT THE BEGINNING OF THE YEAR</b>	<b>69,884,455</b>	<b>76,921,740</b>
<b>CASH AND CASH EQUIVALENTS AT THE END OF THE YEAR</b>	<b>90,109,945</b>	<b>69,884,455</b>

01. Proceeds from long term and other borrowings are shown net of repayment.  
02. Cash and Cash equivalents represent cash and bank balances only.

In terms of our report of even date attached herewith

For **B. CHHAWCHHARIA & CO.**  
Chartered Accountants  
Firm Registration No: 305123E




Abhishek Gupta  
Partner

Membership No: 529082

Place: New Delhi


Date: 25th May, 2015



Vishal Gupta  
(Wholetime Director)



Ankur Gupta  
(Wholetime Director)



Varun Gupta  
(Wholetime Director)

